

SEVC Pre Symposiums

SEVC in collaboration with International Associations and Enterprises offers Pre Symposiums to be held right before the SEVC Scientific Programme. This Symposiums bring into the veterinarian society Specific Programmes with some of the most recognised Experts from all over the world. This year the SEVC has confirmed the presence of the following Pre-Symposiums:

- Veterinary Wound Healing Association. (VWHA www.vwha.net)

- Affinity Symposium



FOR MORE DETAILED INFORMATION PLEASE VISIT WWW.SEVC.INFO

SEVC Masterclasses (Case discussion with an Expert!)

HOW DO I LEARN?

*"If you tell me I will forget,
If you show me I might remember,
But if you involve me, I will learn."
Chinese Proverb*

SEVC Masterclasses have been running for the last 2 years to take case discussions closer to the Conference Delegates. Attendees can get actively involved into the learning process in case-oriented small group discussions with an Expert. Registration is limited to 15 to 30 attendees per lecture.

FOR MORE DETAILED INFORMATION PLEASE VISIT WWW.SEVC.INFO



We would like to thank the European Society of Feline Medicine for their support in our "Feline Medicine" SEVC Programme.
www.esfm.org

SEVC Scientific Programme

SEVC Scientific Programme is aimed at European veterinarians, with the main intended audience being general practitioner veterinarian in small animals and new companion animals.

The SEVC mission is to present the veterinarian community with the latest advances in animal care in an environment of professionalism, fun and sun.

Over 250 lectures by over 200 expert speakers from all over the world are scheduled.

Fee includes:

- . 4 days of lectures (Thursday, Friday, Saturday and Sunday)
- . Simultaneous translation to English and Spanish in all rooms.
- . Coffees and Lunches during the conference.
- . Free entrance to the Exhibition Area.
- . Invitation to the "Grand SEVC Fiesta".















THURSDAY, October 3rd 2009

	ACUPUNCTURE	SHELTER MEDICINE
17.00 - 17.55	Acupuncture Analgesia Dr. C. Ortiz	High-Quality High-Volume Spay/Neuter Dr. J. Levy
18.00 - 18.55	Traditional Chinese Veterinary Medicine for Cancer Patients Dr. C. Ortiz	Humane Control of Feral Cats Dr. J. Levy
19.00 - 19.30	COFFEE BREAK	
19.30 - 19.55	Practical Medical Applications of Acupuncture Dr. C. Ortiz	Humane Dog Population Management Guidelines Dr. R. Butcher
20.00 - 20.30	Acupuncture Clinical Case Studies Dr. C. Ortiz	Canine Rabies Control - a World-Wide Issue Dr. R. Butcher


SEVC SCIENTIFIC PROGRAMME

FRIDAY, October 2nd 2009

	CARDIOPULMONARY	FELINE MEDICINE	ANESTHESIA AND PAIN MANAGEMENT	DERMATOLOGY	REPRODUCTION	SURGERY	OTHER COMPANION ANIMAL	PRACTICE MANAGEMENT	
8.30 - 9.25	Cardiovascular Disorders in Systemic Diseases Dr. D. Casamian	Practical Management of the Retrovirus-Infected Cat Dr. J. Levy 	Anesthesia for Neonates Dr. F. Laredo	Non-Tumorous Nodular Dermatoses in Cats Dr. L. Ordeix	Clinical Aspects of Mammary Disease in the Bitch and Queen Dr. J. Arus	Getting Started in Minimally Invasive Surgery Dr. A. Bennett	Avian Anesthesia Dr. T. Lightfoot	Marketing the Uniqueness of your Practice Dr. C. Merle 	8.30 - 9.25
9.30 - 10.25	Monitoring of Cardiovascular System Dr. S. Serrano	Protozoal Diarrhea in the Cat; Diagnosis and Management Dr. K. Simpson 	Anesthesia for Senior (Geriatric) Animals Dr. F. Laredo	Feline Atopic Dermatitis: Sense or Nonsense? Dr. T. Willemse	Clinical Aspects of Uterine Diseases in the Bitch and Queen Dr. S. Marti	<small>How I Treat</small> Open Fracture of the Hock Dr. D. Lewis	<small>How I Treat</small> Dental Abscesses in Rabbits Dr. J. Fdez. Sánchez	<small>How I Treat</small> Extreme Client Service - Ways that You Can Make Your Practice Stand Out Dr. C. Merle	9.30 - 9.55
10.30 - 11.30	COFFEE BREAK					COFFEE BREAK			10.00 - 11.00
11.30 - 12.25	Pacemakers for Arrhythmia Management in the Dog Dr. J. Manubens	Cholangiohepatitis and Cholelithiasis in Cats Dr. K. Simpson 	Anesthesia for C-Sections Dr. S. Robertson	Feline Paraneoplastic Syndrome Dr. L. Ordeix	Practical Use of Aglepristone in Small Animals Dr. S. Romagnoli	The Acute Abdomen - Try not to be afraid! Dr. J. Williams	Behaviour Problems of Exotic Mammals Dr. N. Morera Celda	Creating Your Dream Team Dr. C. Merle 	11.00 - 11.55
12.30 - 13.25	Pulmonary Function Test Dr. S. Serrano	Hepatobiliary Surgery in Cats Dr. J. Williams 	Anesthesia for Trauma Patients Dr. D. Holden	Cutaneous Neoplasia in Cats Dr. J. Fontaine	How I Control Reproduction in Dogs Dr. S. Romagnoli	Nutritional Support for the Critical Care Patient Dr. R. Bright	Other Exotic Small Mammals in Practice Dr. N. Morera Celda	Implementing Effective Training Programs Dr. C. Merle 	12.00 - 12.55
13.30 - 15.00	LUNCH BREAK					LUNCH BREAK			13.00 - 14.30
15.00 - 15.55	Patent Ductus Arteriosus: Clinical Management Dr. J. Manubens	Thoracic Radiography in Cats - Interpreting Lung Disease Dr. C. Lamb 	Anesthesia for Orthopedic Patients Dr. S. Robertson	Nail and Foot Disorders in Cats Dr. J. Fontaine	NEUROLOGY	Practical Approach to Lameness Dr. C. Frias	Dental Malocclusions in Rabbits Dr. J. Fernandez Sánchez	Understanding the Key Elements of Practice Value Dr. D. McCormick 	14.30 - 15.25
16.00 - 16.55	Biochemical Markers of Heart Disease Dr. M. Oyama	Chronic Coughing in Cats Dr. L. Johnson 	Anesthesia for Ocular Procedures Dr. F. Laredo	Feline Idiopathic Ulcerative Dermatitis Dr. L. Ordeix	The Latest About Idiopathic Epilepsy in Dogs Dr. M. Podell	Principles of Using ESF for Successful Fracture Management Dr. D. Lewis	Diagnosis and Treatment of Dental Disease in Guinea Pigs and Chinchillas Dr. V. Capello	Ownership Success = Good Medicine + Good Business Dr. D. McCormick 	15.30 - 16.25
17.00 - 18.00	COFFEE BREAK					COFFEE BREAK			16.30 - 17.30
18.00 - 18.25	<small>How I Treat</small> Pneumonia in the Dog Dr. D. Casamian	<small>How I Treat</small> Idiopathic IBD in Cats Dr. J. Hernandez	<small>How I Treat</small> Interpret the Capnogram Waveform Dr. D. Holden	<small>How I Treat</small> Canine Malassezia Infections Dr. G. Machicote	<small>How I Treat</small> Status Epilepticus Dr. M. Podell	Haemostasis - Ligatures to Lasers and Beyond! Dr. A. Bennett	Avian Neoplasia Dr. T. Lightfoot	What clients Expect in Communications from the Hospital Dr. Dr. A. Nahama 	17.30 - 18.25
18.30 - 18.55	<small>How I Treat</small> Infective Endocarditis Dr. M. Oyama	<small>How I Treat</small> Feline Demodicosis Dr. J. Fontaine	<small>How I Treat</small> Place a Central Venous Catheter Dr. S. Robertson	<small>How I Treat</small> Canine Perianal Fistula Dr. G. Machicote	<small>How I Treat</small> Epilepsy in Humans Dr. R. Garcia de Sola	<small>How I Treat</small> Auxiliary Wounds Dr. J. Williams	<small>How I Treat</small> Dental Disease in Other Rodent Species and Ferrets Dr. V. Capello	<small>How I Treat</small> Vaccine Reminder Communication Protocols that Improve Response Rates Dr. A. Nahama	18.30 - 18.55









SEVC SCIENTIFIC PROGRAMME

SATURDAY, October 3rd, 2009

	SMALL ANIMAL MEDICINE	LEISHMANIOSIS CONSENSUS	ORTHOPEDECS	OPHTHALMOLOGY	EMERGENCY / CRITICAL CARE	SURGERY	OTHER COMPANION ANIMAL	PRACTICE MANAGEMENT	
8.30 - 9.25	Importance of Controlling the Hyperphosphataemia in the Progression of Chronic Renal Failure Dr. O. Cortadellas	Introduction: ¿What is LeishVet all about? Canine Leishmaniosis: The need of a consensus Dr. G. Miró & Dr. G. Baneth Consensus on Canine Leishmaniosis Diagnosis Dr. L. Solano & Dr. L. Cardoso Consensus on Clinical Staging Dr. L. Ferrer & Dr. A. Koutinas Open Clinical Discussion with the Floor	Understanding Osteoarthritis Management in Dogs Dr. S. Carmichael	Uveitis in the Dog and Cat: Pathogenesis and Principles for Treatment Dr. J. Laus	Management of Upper Airway Obstruction: Why We Do What We Do Dr. M. Boller	Small Bowel Surgery - Keeping it Safe and Simple Dr. R. Bright	Ferret Neoplasia Dr. T. Lightfoot	How Can I Improve the Value of My Practice?  Dr. D. McCormick	8.30 - 9.25
9.30 - 10.25	Diagnosis and Treatment of Glomerular Disease in Dogs Dr. O. Cortadellas		Osteoarthritis in Cats – Myth or Major Problem Dr. D. Lascelles	Uveitis in Systemic Disease in the Dog Dr. J. Laus	Endocrine Emergencies: Addisonian Crisis Dr. I. Goy-Thollot	<small>How I Treat</small> Urethral Obstruction in Cats Dr. R. Bright	<small>How I Treat</small> Inflammatory Bowel Disease in Ferrets Dr. T. Lightfoot	<small>How I Treat</small> Create an Organization Structure Tailored to Your Practice Dr. c. Kolthoff	9.30 - 9.55
10.30 - 11.30	COFFEE BREAK					COFFEE BREAK			10.00 - 11.00
11.30 - 12.25	Chronic Liver Diseases in Dogs Dr. J. Hernández	Consensus on Canine Leishmaniosis Treatment Dr. G. Miró & Dr. G. Oliva & M. Grazia Pennisi Consensus on Canine Leishmaniosis Prevention Dr. P. Bourdeau & Dr. G. Baneth	Dealing with traumatic problems affecting the pelvis and hip 1 Dr. J.J. Tabar	Uveitis in Systemic Disease in the Cat Dr. J. Laus	Non-Cardiogenic Pulmonary Edema: When the Flood Walls Break Dr. M. Boller	Salvaging the Patient with the "End Stage" Ear Disease Dr. J. Williams	Abdominal Surgery in Ferrets Dr. A. Bennett	 Slow Revenue Growth: Diagnosis, Prognosis and Therapeutic Strategies Dr. A. Nahama	11.00 - 11.55
12.30 - 13.25	Chronic Diarrhea in Cats and Dogs Dr. J. Hernández	Importance of Canine Leishmaniosis in Non Endemic Areas Dr. N. Mencke Feline Leishmaniosis: Update Dr. M. Grazia Pennisi Open Clinical Discussion with the Floor	Dealing with traumatic problems affecting the pelvis and hip 2 Dr. J.J. Tabar	Cataract – Is it Hereditary? Dr. I. Allgoewer	Emergency Management of Acute Hemolytic Anemia Dr. M. Barcena	Managing the Patient with Pleural Effusion Dr. J. Williams	Abdominal Surgery in Ferrets (cont'd) Dr. A. Bennett	 Lessons Veterinarians Can Learn from the Services Industry Dr. A. Nahama	12.00 - 12.55
13.30 - 15.00	LUNCH BREAK					LUNCH BREAK			13.00 - 14.30
15.00 - 15.55	Current Aspects of Management of Chronic Kidney Disease in Cats and Dogs Dr. D. Chew		Management of Musculoskeletal Tumours Dr. D. Lascelles	Cataract Surgery – Work-up and Principles for Surgery Dr. I. Allgoewer	Cardiopulmonary Resuscitation: What We Do When We Do It Dr. M. Boller	Is There a Role for the Surgeon in Tracheal Collapse? Dr. R. Bright	Thoracic Surgery of Rabbits Dr. A. Bennett	 Hidden Drivers of Revenue: How to Find Hidden Growth in Your Current Clients Dr. A. Nahama	14.30 - 15.25
16.00 - 16.55	Current Aspects of Management of Chronic Kidney Disease in Cats and Dogs (cont'd) Dr. D. Chew		Muscle and Tendon Injuries in Dogs Dr. S. Carmichael	Ocular Tumours Dr. I. Allgoewer	Management of the Blocked Cat Dr. I. Goy-Thollot	Using Hybrid External Skeletal Fixators in Fracture Management Dr. D. Lewis	Avian Respiratory Surgery Dr. A. Bennett	 Corporate Practices: The Future Way to Practice – A Threat or an Opportunity? Dr. A. Nahama	15.30 - 16.25
17.00 - 18.00	COFFEE BREAK					COFFEE BREAK			16.30 - 17.30
18.00 - 18.25	<small>How I Treat</small> Chronic Kidney Disease Dr. O. Cortadellas		<small>How I Treat</small> Elbow Dislocation Dr. S. Carmichael	<small>How I Treat</small> Tips and Pitfalls in Cataract Surgery Dr. I. Allgoewer	<small>How I Treat</small> Acute Asthmatic Crisis Dr. M. Barcena	When to Cut in Pancreatic Surgery Dr. J. Williams	Avian Gastrointestinal Surgery Dr. A. Bennett	 Exit Planning – Are You Ready to Exit from Ownership? Dr. D. McCormick	17.30 - 18.25
18.30 - 18.55	<small>How I Treat</small> Chronic Hepatic Disorders in Dogs Dr. J. Hernández		<small>How I Treat</small> Achilles Mechanism Failure in Cats Dr. D. Lascelles	<small>How I Treat</small> Control Programmes for Hereditary Cataracts in Dogs Dr. E. Bjerkaas	<small>How I Treat</small> Septic Shock Dr. M. Boller	<small>How I Treat</small> Pelvic Tumours Dr. A. Chico	<small>How I Treat</small> Rabbit Head Tilt Dr. N. Morera Celda	<small>How I Treat</small> How to Handle a Difficult Client Dr. P. Moreau	18.30 - 18.55

SEVC SCIENTIFIC PROGRAMME

SUNDAY, October 4th 2009

	SMALL ANIMAL MEDICINE	SMALL ANIMAL MEDICINE	WOUND MANAGEMENT	ANESTHESIA	BEHAVIOUR	DIAGNOSTIC IMAGING	INTERVET/SCHERING-PLOUGH ANIMAL HEALTH SYMPOSIUM	PRACTICE MANAGEMENT
8.30 - 9.25	The Hemogram in Daily Practice Dr. G. Couto	Chronic Cough in the Dog: Approach and Management Dr. L. Johnson	Management of Shearing Injuries Dr. A. Chico	Feline Osteoarthritis Dr. S. Robertson	The Science Behind Feline Socialization Dr. R. Casey	Effective Imaging of Small Animal Patients with Acute Cardio-respiratory Signs Dr. J. Mattoon	Insulin Resistant Diabetes: Is it Cushing's or Acromegaly? Dr. C. Scott-Moncrief 	Five Steps to Increase Your Turn-Over with Proper Invoicing Methods Dr. C. Kolthoff 
9.30 - 10.25	Diagnosis and Management of Hypercalcemia in Dogs and Cats Dr. D. Chew	Nasal Discharge in Dogs and Cats Dr. L. Johnson	Skin Grafting – When and How? Dr. A. Bennett	Complimentary and Emerging Pain Management Techniques Dr. S. Robertson	House Soiling Cats – Diagnosis and Management Dr. M. Amat	Effective Imaging of Small Animal Patients with Acute Abdominal Signs Dr. A. Agut Gimenez	Managing Hypertensive Cats with Hyperthyroidism Dr. C. Scott-Moncrief 	How to Build Your Practice Marketing Plan? Dr. C. Kolthoff 
10.30 - 11.30	COFFEE BREAK							
11.30 - 12.25	Cystitis in Cats – Thinking Outside the Litterbox Dr. D. Chew	Management of Lymphoma in Dogs Dr. A. Lara Garcia	Simple Solutions for Relieving Wound Tension Dr. J. Williams	NSAIDS – Review Dr. D. Holden	Minimizing Stress for Cats Living in a Domestic Environment Dr. S. Heath	Making the Most of Abdominal Ultrasonography Dr. J. Mattoon	That Dog STILL Has Pneumonia? How to Approach Tough Cases of Bacterial Pneumonia in Dogs Dr. L. King 	How to Build Your Practice Marketing Plan? (cont'd) Dr. C. Kolthoff 
12.30 - 13.25	Epidemiology of Feline Viral Diseases: What has Changed? Dr. J. Levy	Chemotherapy in Practice Dr. A. Lara Garcia	Fixing the Hard to Heal Wound (Case Based) Dr. R. Bright	OPIOIDS – Review Dr. D. Holden	Feline aggression: why and how does it develop? Dr. R. Casey	Digital Radiography: Advantages and Disadvantages Dr. C. Lamb	Emerging Disease: Canine Influenza Dr. C. Crawford 	How to Implement Changes in Practice Dr. C. Kolthoff 

LEISHMANIOSIS CONSENSUS LEISHVET Symposium (Saturday Morning)



Canine leishmaniosis (CL) one of the most important diseases faced nowadays by many veterinary practitioners from the endemic areas due to many reasons: its zoonotic nature, its high prevalence, the elevated variability in the clinical signs owing to its multiple pathogenic mechanisms and the individual immune responses, the difficulty of establishment of an accurate diagnosis, lack of complete efficiency of the available drugs and the difficult prevention because of its vectorial nature and lack of available vaccines.

Big controversy on diagnosis, management protocols, patient monitoring, prognosis depending on different clinical stages and preventive measures is being expressed.

Therefore, it is necessary to create consensus on its diagnosis, treatment and prevention of this complex disease on the basis of uniformity of in-depth discussed criteria by outstanding experts in investigation and clinical management of CL. Consensus means updating knowledge on CL and is expected to be a guide of recommendations for the veterinary practitioners and scientists interested in this disease.

This consensus will be presented to the European veterinarians in the settings of SEVC, October 3rd 2009, through small introduction lectures given the different members of LeishVet* (European Society of Experts on CL) and complemented by an open debate so that all the opinions from the practitioners can be heard and used for the achievement of the consensus.

It is time to unify criteria and to talk of consensus on the management of canine leishmaniosis in Europe.

DO NOT MISS IT!!!

www.sevc.info/leishmaniosis



PRACTICE MANAGEMENT Programme Let your PM skills flow!

This Programme is sponsored by:



The SEVC Practice Management Programme is included within the SEVC Scientific Programme. It is the most extensive Practice Management Programme held in a Veterinary Congress in Europe.

- Two and a half days of Programme.
- Speakers from all over the world.
- Simultaneous translation to English and Spanish.

